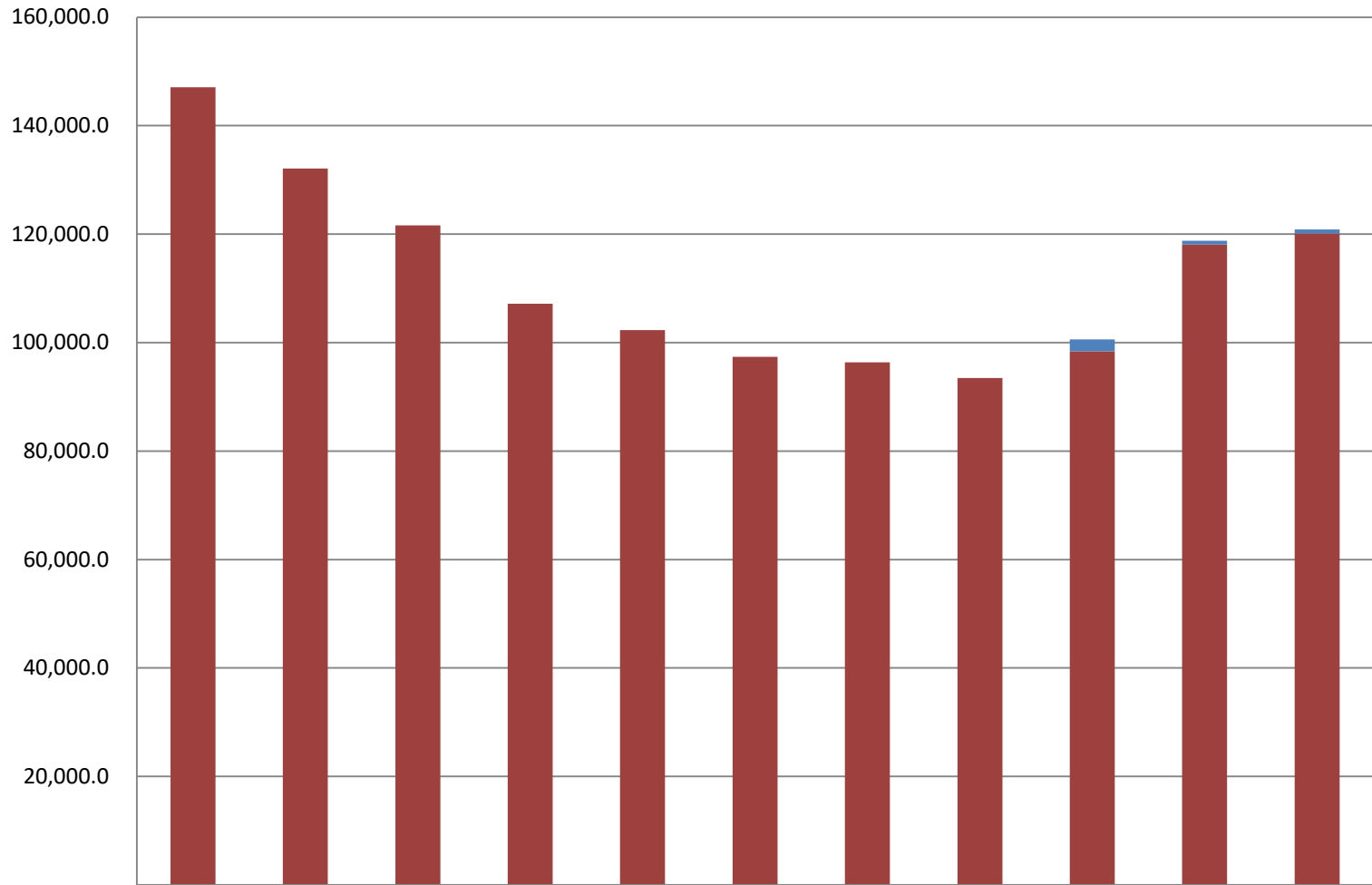


## Department of Commerce Share of Total Agency Operations

(GF Only)  
(\$ Thousands)

Department of Commerce's GF budget decreased by \$26.9 million between FY14 and FY24 Governor - an average annual decline rate of 1.8%.

The FY24 GF budget equates to **\$383 per resident worker**, based on 313,779 Alaskan workers.

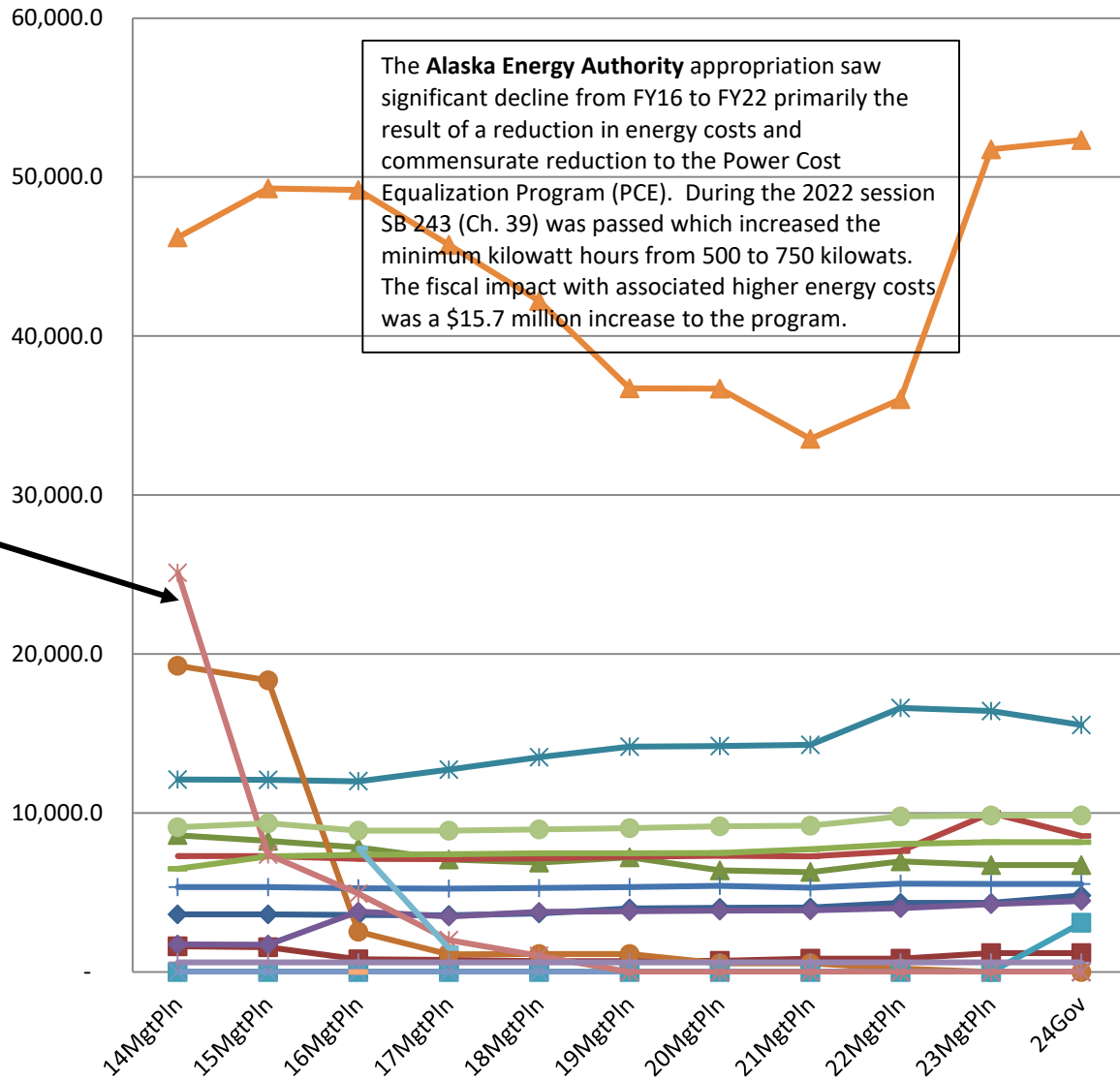


	14MgtPln	15MgtPln	16MgtPln	17MgtPln	18MgtPln	19MgtPln	20MgtPln	21MgtPln	22MgtPln	23MgtPln	24Gov
% of All Agencies' Budgets	2.9%	2.5%	2.5%	2.3%	2.2%	2.1%	2.1%	1.9%	2.2%	2.4%	2.5%
SB 55 Impact	-	-	-	-	-	-	-	-	2,207.2	711.0	711.0
Total Agency Budget (GF Only)	147,065.5	132,087.4	121,626.1	107,174.1	102,302.7	97,382.8	96,353.2	93,478.6	98,371.7	118,062.6	120,125.1

# Appropriations within Department of Commerce

(GF Only)  
(\$ Thousands)

- ◆ Banking and Securities
- Executive Administration
- ▲ Community and Regional Affairs
- ✕ Revenue Sharing
- ✱ Corp, Bus & Prof Licensing
- Economic Development
- ✚ Investments
- Insurance Operations
- AK Oil & Gas Conservation Comm
- ◆ Alcohol and Marijuana Control
- AK Gasline Development Corp
- ▲ Alaska Energy Authority
- ✕ AIDEA
- ✱ Alaska Seafood Marketing Inst
- Regulatory Commission of AK
- DCCED State Facilities Rent
- Tourism Marketing&Development
- Agency Unallocated

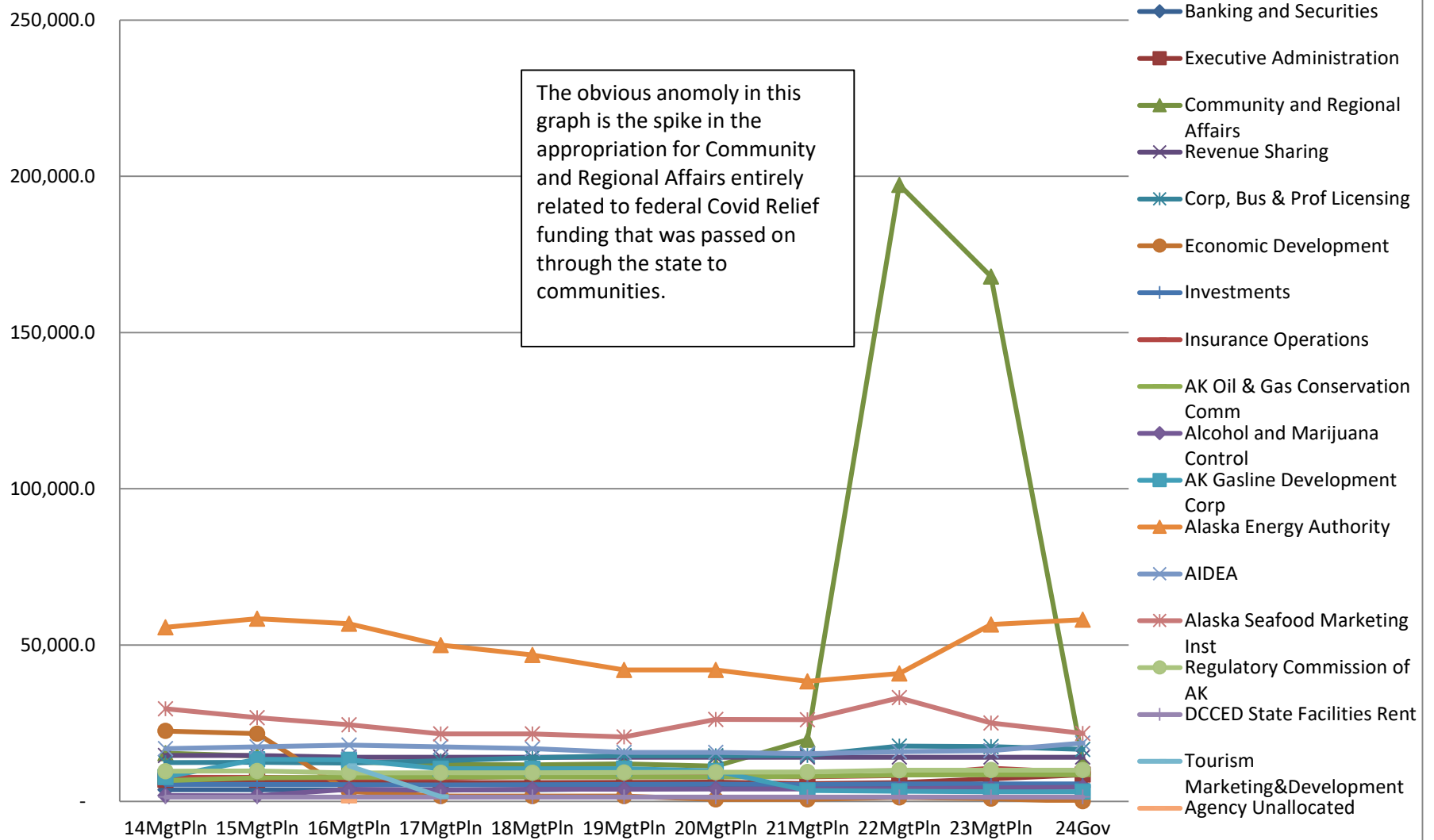


ASMI receipts were previously reflected as DGF, but In FY15, the receipts were changed to SDPR (Other). This left \$7.4 million of UGF in FY15. By **FY19** all general funds were eliminated from the ASMI budget.

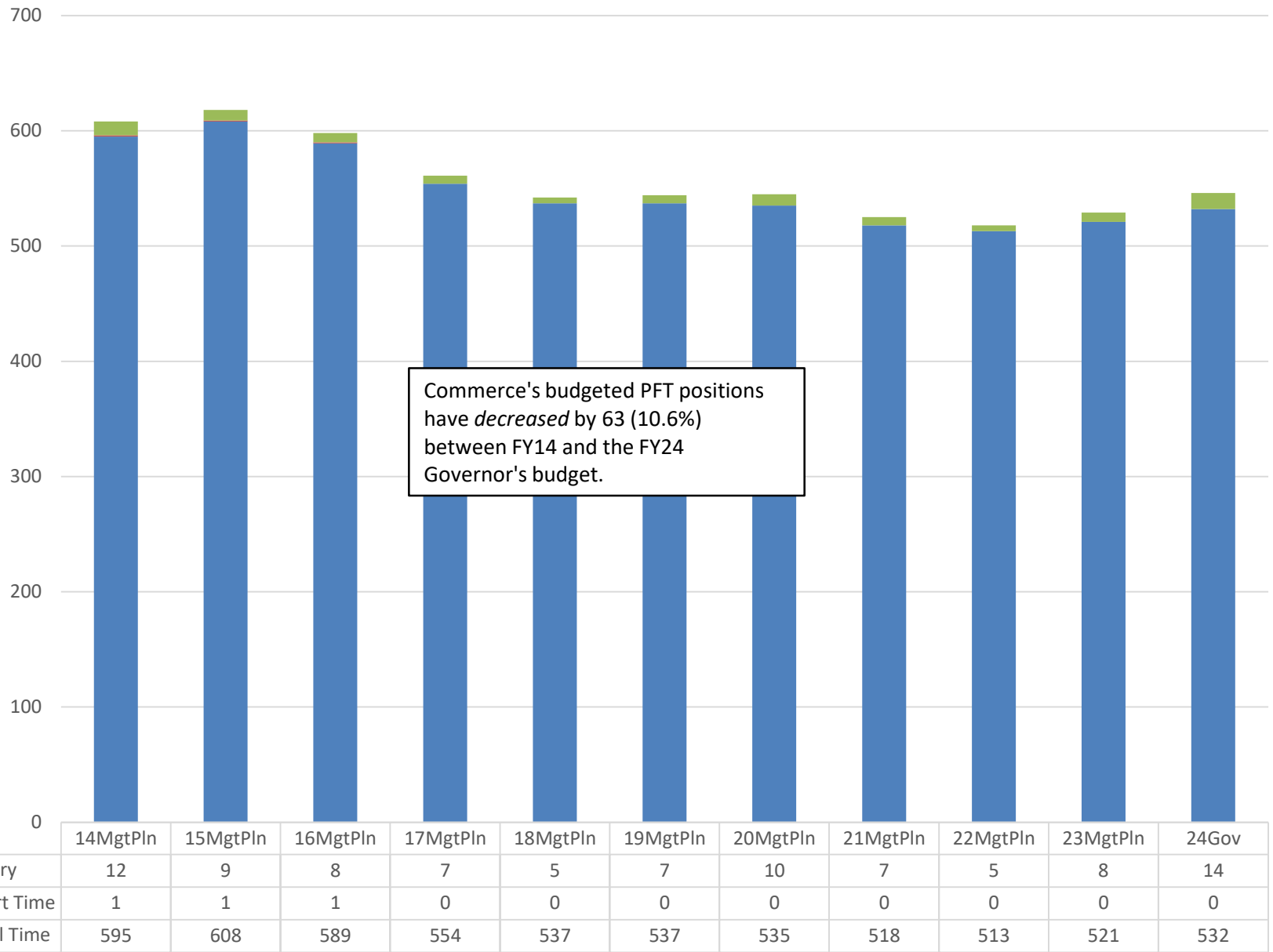
The **Alaska Energy Authority** appropriation saw significant decline from FY16 to FY22 primarily the result of a reduction in energy costs and commensurate reduction to the Power Cost Equalization Program (PCE). During the 2022 session SB 243 (Ch. 39) was passed which increased the minimum kilowatt hours from 500 to 750 kilowats. The fiscal impact with associated higher energy costs was a \$15.7 million increase to the program.

# Appropriations within Department of Commerce

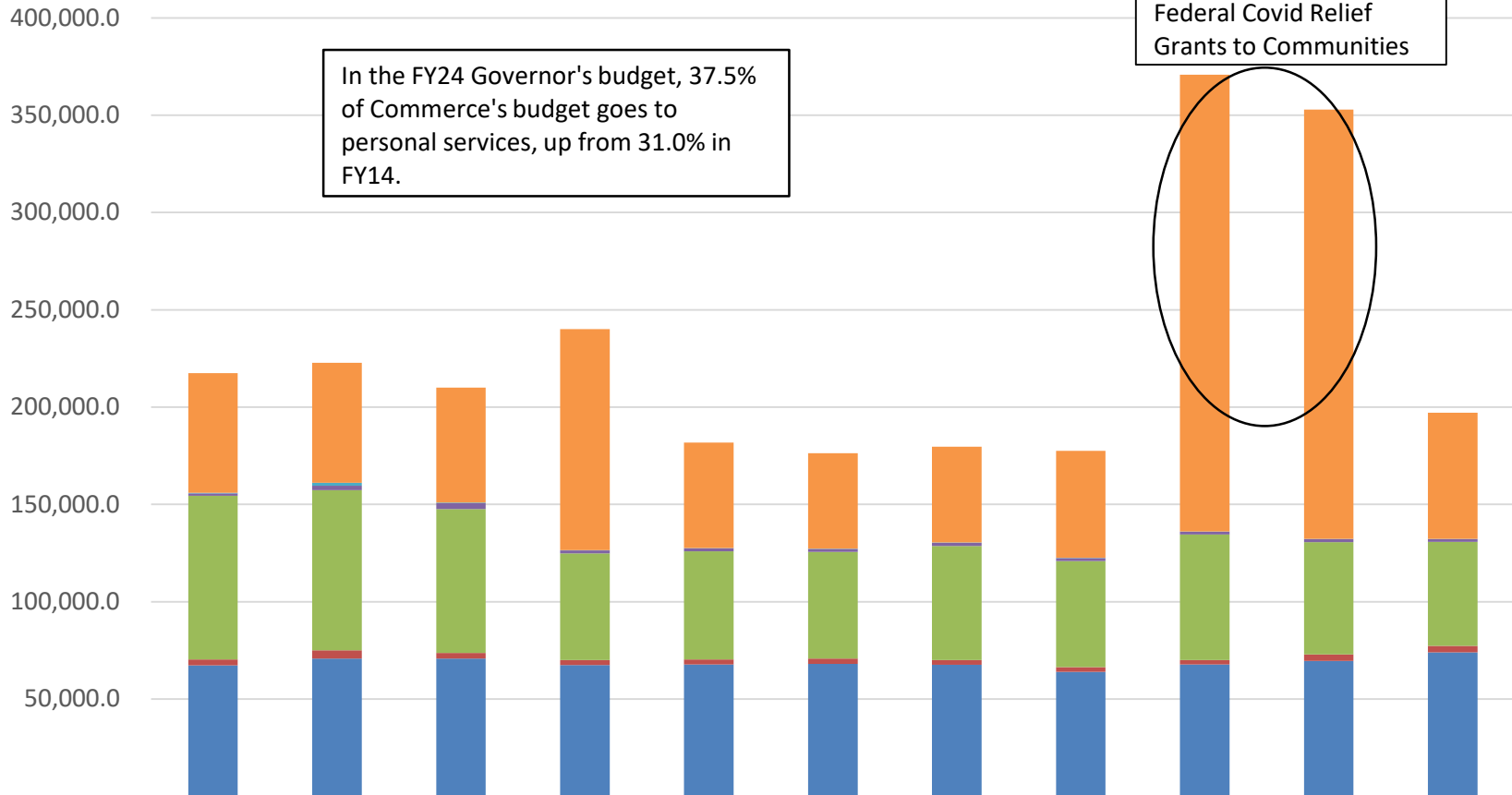
(All Funds)  
(\$ Thousands)



## Budgeted PCNs in the Department of Commerce



## Department of Commerce Budget by Line Item



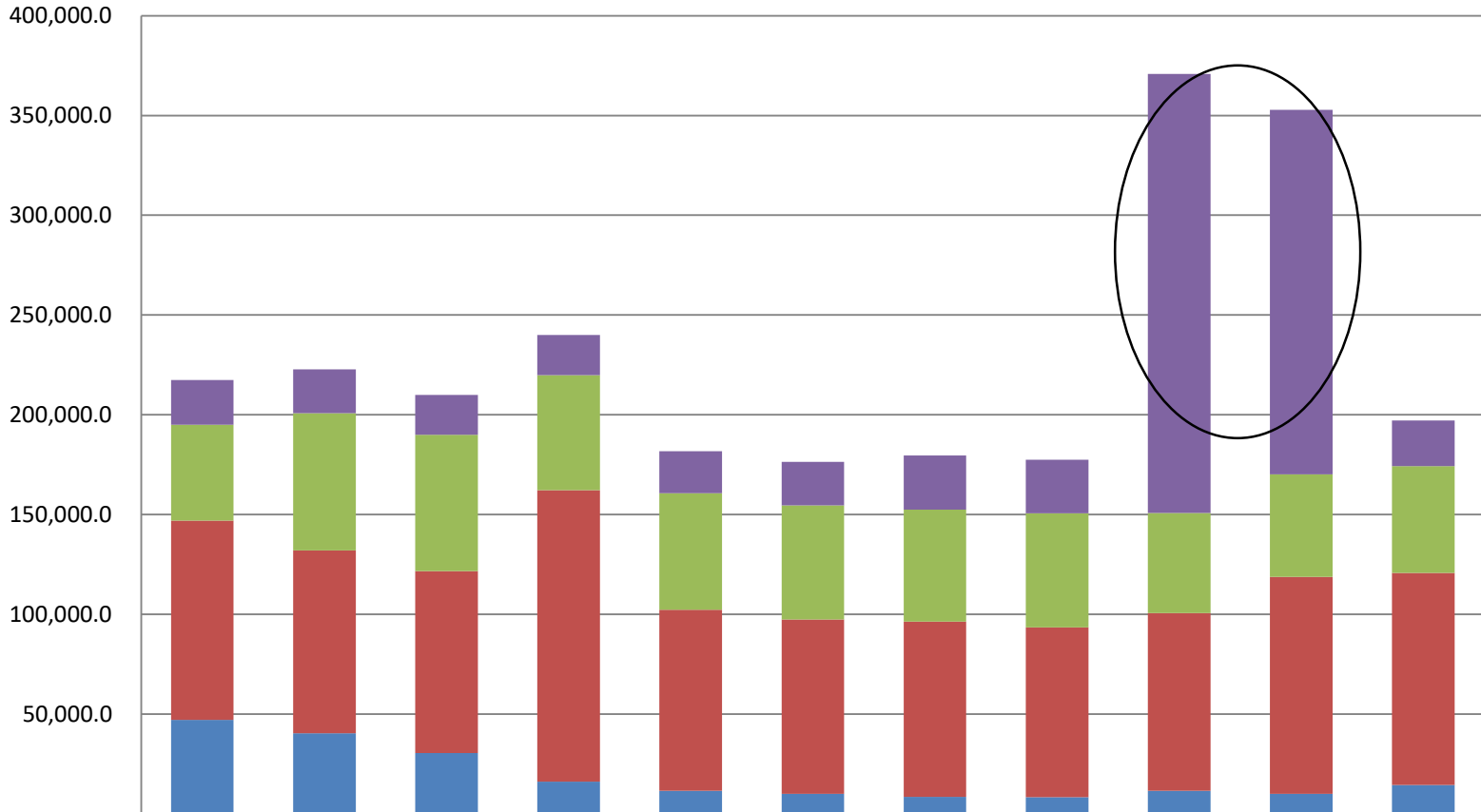
	14MgtPln	15MgtPln	16MgtPln	17MgtPln	18MgtPln	19MgtPln	20MgtPln	21MgtPln	22MgtPln	23MgtPln	24Gov
7 Grants, Benefits	61,461.5	61,636.0	59,068.7	113,544.	54,302.4	49,112.7	49,121.5	54,972.7	234,804.	220,569	64,868.4
5 Capital Outlay	312.8	1,542.8	162.8	150.6	162.6	162.5	137.1	125.1	125.1	125.1	150.1
4 Commodities	1,097.7	2,297.6	3,081.8	1,546.6	1,445.6	1,445.3	1,643.9	1,443.3	1,451.9	1,506.4	1,430.5
3 Services	84,156.1	82,266.7	73,910.2	54,839.3	55,537.2	54,906.3	58,633.8	54,559.5	64,433.0	57,799.9	53,433.2
2 Travel	3,011.7	4,196.8	2,941.4	2,486.8	2,627.5	2,633.5	2,436.3	2,362.9	2,389.7	3,335.7	3,317.6
1 Personal Services	67,346.8	70,843.3	70,788.0	67,501.4	67,733.4	68,121.3	67,623.5	63,992.2	67,670.2	69,507.3	73,961.0

## Department of Commerce

### Total Funding Comparison by Fund Group

(All Funds)  
(\$ Thousands)

Between FY14 & FY24 Gov:  
 --UGF decreased by \$32.5 million (-69%)  
 --DGF increased \$6.9 million (13%)  
 --Other funds increased by \$5.6 million (11.6%)  
 --Federal funds *increased* by \$0.4 million (2%)



	14MgtPln	15MgtPln	16MgtPln	17MgtPln	18MgtPln	19MgtPln	20MgtPln	21MgtPln	22MgtPln	23MgtPln	24Gov
■ Federal Receipts (Fed)	22,420.3	21,924.0	20,015.9	20,186.0	21,091.2	21,758.8	27,106.8	26,740.3	220,110.7	182,637.3	22,847.9
■ Other State Funds (Other)	47,900.8	68,771.8	68,310.9	57,710.8	58,414.8	57,240.0	56,136.1	57,236.8	50,185.0	51,432.8	53,476.8
■ Designated General (DGF)	99,960.1	91,633.1	91,147.8	145,947.7	90,716.1	87,281.2	87,830.7	85,016.6	88,997.4	108,759.1	106,291.1
■ Unrestricted General (UGF)	47,105.4	40,454.3	30,478.3	16,224.8	11,586.6	10,101.6	8,522.5	8,462.0	11,581.5	10,014.5	14,545.0